

RESIDENTIAL REMODEL

- APPLICATION
- HOMEOWNER'S AFFIDAVID OR CONTRACTOR'S ADDENDUM
- CONSTRUCTION DRAWING INCLUDING THE FOLLOWING:
 - ❖ A CROSS-SECTION SHOWING ALL MATERIALS BEING USED
 - ❖ ALL WINDOWS, WALLS, DOORS AND ROOMS MUST BE LABELED
 - ❖ NEED BEFORE AND AFTER FLOOR PLANS
 - ❖ CONSTRUCTION COST

Village of Goodrich Building Application Commercial/Residential

Building Department: 7338 S. State Road - Goodrich, Mi 48438
Ph: 810 636-2570 Fax: 810 636-8886

Job Site Address _____

Lot/Parcel Number _____

Permit To: ___ New ___ Addition ___ Alter/Remodel ___ Code Compliance
 ___ Pool ___ Deck/Porch ___ Accessory Building ___ Demo
 ___ Other (Describe): _____

Permit To: ___ Residential Built Home ___ Pre-Manufactured Home
 ___ Commercial/Industrial ___ Apartments
 ___ Other _____

Foundation Type

- ___ Basement Block/Foam
- ___ Basement Poured
- ___ Basement Wood/Steel
- ___ Reinforced Mat
- ___ 42" Footings (Trench/Spread)
- ___ 42" Footings (Pole)
- ___ Crawl Space
- ___ Piers
- ___ Existing

Construction Information

- Commercial Sq Ft _____
- Deck Sq Ft _____
- Covered ___ Enclosed ___
- Building Height _____
- 1st Floor _____ 2nd Floor _____
- Garage Sq Ft _____
- Finished Basement _____

Estimated Construction Value _____

CONTINUE APPLICATION ON NEXT PAGE

BELOW FOR OFFICE USE ONLY

Building Inspector Approval _____	Date _____	Remarks: _____
1 st Floor _____		_____
2 nd Floor _____		_____
Finished Basement _____		_____
Attached Building _____		_____
Detached Building _____		_____
Porch: Open _____		_____
Covered _____		
Enclosed _____		

Plan Review Fee _____

PLOT PLAN TO BE COMPLETED BY ALL APPLICANTS

Please submit Approved Septic Site Plan From Health Department: Including the Following:

1. Location & dimensions of all property lines regardless of acreage, include North Point.
2. Location of public streets, highways, private drives, driveways, easements.
3. Location, dimensions and square footage of all existing and proposed buildings or other permanent structures;
ie. pools, decks, ect.
4. Distance from all property lines to the proposed building or structure.
5. Location of all underground utilities, well, septic, storm or sanitary sewer, etc.
6. Location of any natural features ie. ponds, rivers, streams, drains.

Property Owner Name _____ Phone () _____
Current Address _____ City _____ State _____ Zip _____
Owners Drivers License Number _____ or Date of Birth _____

Property Owner Affidavit: I hereby certify the work described on this permit application shall be installed in accordance with the State Code and shall not be enclosed, covered up or put into operation until it has been inspected and approved by the inspector. I will cooperate with the inspector and assume the responsibility to arrange for the necessary inspections.

Section 23a of the State Construction Code of 1972, Act No. 230 of the Public Acts of 1972, being Section 125.1523a of the Michigan compiled Laws, prohibits a person from conspiring to circumvent the licensing requirements of the state relating to persons who are to perform work on a residential building or a residential structure. Violators of Section 23a are subject to civil fines.

Property Owner's Signature _____ Date _____

Contractor Name on License _____ Phone () _____
Contractor License Number _____ Expiration Date _____
Current Address _____ City _____ State _____ Zip _____
Federal ID Number (or reason for exemption) _____
Workman's Comp. Carrier (or reason for exemption) _____
MESC Number (or reason for exemption) _____

Contractor Affidavit: I hereby certify that the proposed work is authorized by the owner to make this application as his authorized agent, and we agree to conform to all applicable laws of the State of Michigan and the local jurisdiction. All information on this application is accurate to the best of my knowledge.

Section 23a of the State Construction Code Act of 1972, Act NO. 230 of the Public Acts of 1972, being Section 125.1523a of the Michigan Compiled Laws, prohibits a person from conspiring to circumvent the licensing requirements of the state relating to persons who are to perform work on a residential building or a residential structure. Violators of Section 23a are subject to civil fines.

Contractor's Signature _____ Date _____
Print Name _____ Date _____
Architect or Engineer Name _____ Phone () _____
Address _____ City _____ State _____ Zip _____
Signature _____ Date _____

Resolution 2019-05

VILLAGE OF GOODRICH BUILDING PERMIT FEES

A. **DWELLING**

House

First Floor \$75 per square foot

Second Floor \$60 per square foot

Garage \$30 per square foot

Porch \$25 per square foot

Any said costs for construction over \$350,000 will be based on the permit fee plus \$3.00 per 1,000 square foot.

B. **ADDITIONS**

1. \$370.00 + \$.10 per square foot

Any residential addition to a dwelling (including: bedroom, bathroom, family room etc.)

2. \$190.00 + \$.10 per square foot

Any residential addition to a dwelling/parcel (including: detached/attached garages, porches, decks etc.)

C. **REMODELING** (minimum permit fee \$190.00)

Where building permits are required for construction that do not involve an addition to, or expansion, of outside walls of the structure, or an increase in the occupied space, or when the construction is less than \$10,000.00.

Any said costs for construction over \$10,000.01 will be based on the minimum permit fee plus \$3.00 per each additional \$1,000.

D. **SHEDS** No building permit is required for a shed under 200 square feet but requires authorization from the Village Administrator

E. **ACCESSARY BUILDINGS** \$215.00 + .10 per square foot

F. **SWIMMING POOLS**

Above Ground \$135.00 flat fee

In Ground \$215.00 flat fee

G. **FENCES**

No building permit required for fencing 6 feet and under but requires authorization from the Village Administrator.

H. **COMMERCIAL AND INDUSTRIAL BUILDING PERMIT FEES**

Commercial up to \$500,000.00 \$450.00 + .0050 x building cost \$500,000.01 and over

\$450.00 + .0035 x building cost

PLUS Plan review up to \$500,000.00 (min \$200.00) .0013 x building cost

PLUS Plan review over \$500,000.01 (min \$650.00) .0015 x building cost

I. **MOVING OF STRUCTURES**

Pre-moving application fee and site plan \$150.00
(Building permit and bonds as required)

J. **DEMOLITION OF STRUCTURE**

Sheds, Garages & Accessory	\$60.00	
One & Two Family Homes	\$120.00 + \$5.00	per 1,000 square feet or part there of
Commercial	\$120.00 + \$5.00	per 1,000 square feet or part there of

K. **SIGN PERMITS**

MUST RECEIVE APPROVAL BY THE VILLAGE ADIMINISTRATOR
PRIOR TO RECEIVING A BUILDING PERMIT

Permanent Sign \$70.00 *PLUS* \$45.00 staking inspection if needed

****PERMIT FEE SHALL BE DOUBLED IF SIGN IS ERECTED PRIOR TO ISSUANCEOF PERMIT****

**ALLOWABLE TEMPORARY SIGN (SANDWICH BOARD) MUST RECEIVE
APPROVAL FROM THE VILLAGE ADMINISTRATOR**

L. **RE-INSPECTIONS** \$55.00 PER INSPECTION

If a building inspection is requested and, in the opinion of the Building Inspector, the work is found to be either unacceptable or not ready for such inspection a re-inspection fee shall be paid to the Village of Goodrich before any such re-inspection is made.

M. **REMOVAL OF STOP WORK ORDER** \$120.00

N. **CULVERT INSPECTIONS** \$15.00
(excluding M-15 and Green Road) ISSUED BY THE DEPARTMENT OF PUBLIC WORKS

O. **TEMPORARY LIVING QUARTERS** (One [1] year maximum)
\$65.00 Permit Fee – Issued only under special circumstances.

P. **ROOF PERMIT** \$65.00 A ladder must be provided for inspector.
If no ladder is present an additional \$55.00 inspection fee will be assessed.

I, Sheri Wilkerson, the duly appointed Administrator and Clerk of the Village of Goodrich, do hereby CERTIFY that the foregoing is a true and accurate copy of Resolution 2019-05 that was adopted by the Village of Goodrich Council, Genesee County, Michigan at a regular meeting held April 8, 2019, the original of which is on file in my office and available to the public.

Village of Goodrich Council


Sheri Wilkerson, Administrator and Clerk

*Resolution Number: 2019-05
Presented: April 8, 2019
Adopted: April 8, 2019*

Residential Building Permit Fees (Effective 7-1-19)
 Village of Goodrich

Cost In (000)	Permit Cost
1	\$95
2	\$100
3	\$106
4	\$111
5	\$167
6	\$173
7	\$178
8	\$184
9	\$189
10	\$195
11	\$201
12	\$206
13	\$212
14	\$217
15	\$223
16	\$229
17	\$233
18	\$238
19	\$242
20	\$247
21	\$352
22	\$356
23	\$361
24	\$365
25	\$370
26	\$375
27	\$379
28	\$384
29	\$388
30	\$393
31	\$398
32	\$402
33	\$407
34	\$411
35	\$416
36	\$421
37	\$425
38	\$430
39	\$434
40	\$439
41	\$444
42	\$448
43	\$453
44	\$457
45	\$462
46	\$467
47	\$471
48	\$476
49	\$480
50	\$485
51	\$490
52	\$494
53	\$499
54	\$503
55	\$508
56	\$513
57	\$517
58	\$522
59	\$526
60	\$531
61	\$532
62	\$536
63	\$541
64	\$546
65	\$551
66	\$555
67	\$560
68	\$565
69	\$569
70	\$574

Cost In (000)	Permit Cost
71	\$ 579
72	\$ 583
73	\$ 588
74	\$ 593
75	\$ 598
76	\$ 602
77	\$ 607
78	\$ 612
79	\$ 616
80	\$ 621
81	\$ 626
82	\$ 630
83	\$ 635
84	\$ 640
85	\$ 645
86	\$ 649
87	\$ 654
88	\$ 659
89	\$ 663
90	\$ 668
91	\$ 673
92	\$ 677
93	\$ 682
94	\$ 687
95	\$ 692
96	\$ 696
97	\$ 702
98	\$ 706
99	\$ 710
100	\$ 725
101	\$ 1,430
102	\$ 1,435
103	\$ 1,439
104	\$ 1,444
105	\$ 1,449
106	\$ 1,454
107	\$ 1,459
108	\$ 1,463
109	\$ 1,468
110	\$ 1,473
111	\$ 1,478
112	\$ 1,483
113	\$ 1,487
114	\$ 1,492
115	\$ 1,497
116	\$ 1,502
117	\$ 1,507
118	\$ 1,511
119	\$ 1,516
120	\$ 1,521
121	\$ 1,538
122	\$ 1,543
123	\$ 1,548
124	\$ 1,553
125	\$ 1,558
126	\$ 1,562
127	\$ 1,567
128	\$ 1,572
129	\$ 1,577
130	\$ 1,582
131	\$ 1,587
132	\$ 1,592
133	\$ 1,597
134	\$ 1,602
135	\$ 1,607
136	\$ 1,611
137	\$ 1,616
138	\$ 1,621
139	\$ 1,626
140	\$ 1,631

Cost In (000)	Permit Cost
141	\$1,636
142	\$1,641
143	\$1,646
144	\$1,651
145	\$1,656
146	\$1,660
147	\$1,665
148	\$1,670
149	\$1,675
150	\$1,680
151	\$1,685
152	\$1,690
153	\$1,695
154	\$1,700
155	\$1,705
156	\$1,709
157	\$1,714
158	\$1,719
159	\$1,724
160	\$1,729
161	\$1,734
162	\$1,739
163	\$1,744
164	\$1,749
165	\$1,754
166	\$1,758
167	\$1,763
168	\$1,768
169	\$1,773
170	\$1,778
171	\$1,783
172	\$1,788
173	\$1,793
174	\$1,798
175	\$1,803
176	\$1,807
177	\$1,812
178	\$1,817
179	\$1,822
180	\$1,827
181	\$1,832
182	\$1,837
183	\$1,842
184	\$1,847
185	\$1,852
186	\$1,856
187	\$1,861
188	\$1,866
189	\$1,871
190	\$1,876
191	\$1,881
192	\$1,886
193	\$1,891
194	\$1,896
195	\$1,901
196	\$1,905
197	\$1,910
198	\$1,915
199	\$1,920
200	\$1,925
201	\$1,930
202	\$1,935
203	\$1,940
204	\$1,945
205	\$1,950
206	\$1,954
207	\$1,959
208	\$1,964
209	\$1,969
210	\$1,974

Cost In (000)	Permit Cost
211	\$2,000
212	\$2,005
213	\$2,010
214	\$2,015
215	\$2,020
216	\$2,025
217	\$2,030
218	\$2,035
219	\$2,040
220	\$2,045
221	\$2,050
222	\$2,055
223	\$2,060
224	\$2,065
225	\$2,070
226	\$2,075
227	\$2,080
228	\$2,085
229	\$2,090
230	\$2,095
231	\$2,100
232	\$2,105
233	\$2,110
234	\$2,115
235	\$2,120
236	\$2,125
237	\$2,130
238	\$2,135
239	\$2,140
240	\$2,145
241	\$2,150
242	\$2,155
243	\$2,160
244	\$2,165
245	\$2,170
246	\$2,175
247	\$2,180
248	\$2,185
249	\$2,190
250	\$2,195
251	\$2,200
252	\$2,205
253	\$2,210
254	\$2,215
255	\$2,220
256	\$2,225
257	\$2,230
258	\$2,235
259	\$2,240
260	\$2,245
261	\$2,250
262	\$2,255
263	\$2,260
264	\$2,265
265	\$2,270
266	\$2,275
267	\$2,280
268	\$2,285
269	\$2,290
270	\$2,295
271	\$2,300
272	\$2,305
273	\$2,310
274	\$2,315
275	\$2,320
276	\$2,325
277	\$2,330
278	\$2,335
279	\$2,340
280	\$2,345

Cost In (000)	Permit Cost
281	\$ 2,350
282	\$ 2,355
283	\$ 2,360
284	\$ 2,365
285	\$ 2,370
286	\$ 2,375
287	\$ 2,380
288	\$ 2,385
289	\$ 2,390
290	\$ 2,395
291	\$ 2,400
292	\$ 2,405
293	\$ 2,410
294	\$ 2,415
295	\$ 2,420
296	\$ 2,425
297	\$ 2,430
298	\$ 2,435
299	\$ 2,440
300	\$ 2,445
301	\$ 2,450
302	\$ 2,455
303	\$ 2,460
304	\$ 2,465
305	\$ 2,470
306	\$ 2,475
307	\$ 2,480
308	\$ 2,485
309	\$ 2,490
310	\$ 2,495
311	\$ 2,500
312	\$ 2,505
313	\$ 2,510
314	\$ 2,515
315	\$ 2,520
316	\$ 2,525
317	\$ 2,530
318	\$ 2,535
319	\$ 2,540
320	\$ 2,545
321	\$ 2,550
322	\$ 2,555
323	\$ 2,560
324	\$ 2,565
325	\$ 2,570
326	\$ 2,575
327	\$ 2,580
328	\$ 2,585
329	\$ 2,590
330	\$ 2,595
331	\$ 2,600
332	\$ 2,605
333	\$ 2,610
334	\$ 2,615
335	\$ 2,620
336	\$ 2,625
337	\$ 2,630
338	\$ 2,635
339	\$ 2,640
340	\$ 2,645
341	\$ 2,650
342	\$ 2,655
343	\$ 2,660
344	\$ 2,665
345	\$ 2,670
346	\$ 2,675
347	\$ 2,680
348	\$ 2,685
349	\$ 2,690
350	\$ 2,695

Example

House 1st floor 1200 sq ft x \$75 = 90,000

House 2nd floor 500 sq ft x \$60 = 30,000

Garage 400 sq ft x \$30 = 12,000

Porch 60 sq ft x \$25 = 1,500

Add totals 90,000 + 30,000 + 12,000 + 1,500

Grand Total = 133,500

Round up from 133,500 to 134,000

Find COST LINE 134 and the permit amount will be \$1,602

addendum

**ADDENDUM
CONTRACTOR'S INFORMATION**

This information is strictly for the contractor, please do not include any homeowner information.

Business Name: _____

**Owners
Name:** _____

Address: _____

City: _____ **State:** _____ **Zip:** _____

**Contracting Companies Business Telephone
()** _____

Mobile () _____ **Fax ()** _____

**After Hours Contact Person and Telephone Number
_____ ()**

Superintendent Name: _____

Telephone Number _____

Builders License No: _____

**Federal Employer ID Number or
Reason for Exemption:** _____

**Workers Comp Insurance Carrier or
Reason for Exemption:** _____

**MESC Employer Number or
Reason for Exemption:** _____

Also, we need a copy of your Builders License.

VILLAGE OF GOODRICH BUILDING DEPARTMENT

ITEMS REQUIRED FOR BUILDING PERMIT

RESIDENTIAL CONSTRUCTION

1. TWO COMPLETE SETS OF PRINTS (SHOWING ALL REVISIONS / ADDITIONS / DELETIONS).
2. LEGAL DESCRIPTION OF PROPERTY, COPY OF DEED / LAND CONTRACT, AND COPY OF LAND SURVEY.
3. SEPTIC PERMIT FROM COUNTY HEALTH DEPARTMENT (YELLOW COPY) OR VILLAGE SEWER PERMIT AND COUNTY CCIF PERMIT.
4. CULVERT PERMIT.
5. PLOT PLAN (DRAWN TO SCALE) SHOWING DIMENSIONS OF PROPERTY, ALL SETBACKS, LOCATION OF WELL, SEPTIC, DRIVEWAYS, OTHER BUILDINGS, AND ANY OTHER SIGNIFICANT FEATURES.
6. SOIL EROSION PERMIT FROM GENESEE COUNTY DRAIN COMMISSION.
7. COMPLETED CONTRACTOR INFORMATION FORM.
8. NAME, ADDRESS AND PHONE NUMBER OF PROPERTY OWNER.
9. ALL RESTRICTIONS AND / OR COVENANTS WHICH APPLY TO THE PROPERTY.
10. WELL PERMIT (YELLOW COPY).

NO CONSTRUCTION SHALL BE STARTED UNTIL APPROVAL IS GIVEN BY THE BUILDING INSPECTOR.

REQUIRED INSPECTIONS

1. SITE INSPECTION.
2. FOOTING INSPECTION: BEFORE BEING POURED.
3. BACKFILL INSPECTION: PEA ROCK, TILE, T'S, AND DAMP-PROOFING.
4. ROUGH INSPECTION: AFTER ALL ROUGH ELECTRICAL, MECHANICAL AND PLUMBING INSPECTIONS HAVE BEEN COMPLETED BY STATE INSPECTORS.
5. INSULATION INSPECTION.
6. VISQUEEN / FLOOR (BASEMENT): SAND, PEA ROCK, AND TILE.
7. FINAL INSPECTION FOR OCCUPANCY PERMIT: AFTER ALL FINAL ELECTRICAL, MECHANICAL AND PLUMBING INSPECTIONS HAVE BEEN COMPLETED BY STATE INSPECTORS, AND AFTER FINAL SEPTIC SYSTEM APPROVAL HAS BEEN RECEIVED FROM THE COUNTY HEALTH DEPARTMENT OR SEWER INSPECTION REPORT HAS BEEN RECEIVED FROM WATER AND WASTE.

NOTE: RE-INSPECTION FEE MAY BE CHARGED IF PROJECT IS NOT READY, OR DOES NOT PASS. MINIMUM FEE IS \$45 AND MUST BE PAID PRIOR TO RE-INSPECTION BEING PERFORMED.

~*~*You must have proof of a sewer inspection from Genesee County before your final building inspection*~*~

****~*~* Please include a proof of ownership or property transfer affidavit *~*~****

**VILLAGE OF GOODRICH
BUILDING INSPECTOR**
7338 STATE ROAD
PO BOX 276
GOODRICH, MI 48438

MON 8:00 - 6:00
TUE 8:00 - 5:00
WED 8:00 - 4:00
THUR 8:00 - 5:00
FRI 8:00 - 12:00

810 636-2570

GENESEE COUNTY HEALTH DEPARTMENT
ENVIRONMENTAL HEALTH
630 SOUTH SAGINAW STREET
FLINT, MI 48502-1540

GENE WOOD
8:00 – 9:00

810 257-3608

GENESEE COUNTY ROAD COMMISSION
211 WEST OAKLEY STATE
FLINT, MI 48503

(GREEN ROAD / M-15)

810 767-4920

GENESEE COUNTY DRAIN COMMISSION
WATER AND WASTE SERVICES DIVISION
G-4610 BEECHER ROAD
FLINT, MI 48532

SOIL EROSION
SEWER

810 732-7870

STATE ELECTRICAL INSPECTOR
FLINT STATE OFFICE BUILDING
125 EAST UNION STREET
FLINT, MI 48502

BARB McCARTHY
8:00 – 9:00

810 760-2903
517 241-9320

STATE MECHANICAL INSPECTOR
FLINT STATE OFFICE BUILDING
125 EAST UNION STREET
FLINT, MI 48502

TOM SCHANG
8:00 – 9:00

810 760-2905
517 241-9325

STATE PLUMBING INSPECTOR
FLINT STATE OFFICE BUILDING
125 EAST UNION STREET
FLINT, MI 48502

J.D. HAYTER
8:00 – 9:00

810 760-2902
517 241-9330


Electrical Permit Application
 Michigan Department of Licensing and Regulatory Affairs
 Bureau of Construction Codes
 P.O. Box 30255, Lansing, MI 48909
 517-241-9313
 www.michigan.gov/bcC

Authority: 1972 PA 230 Completion: Mandatory to obtain permit Penalty: Permit can not be issued	LARA is an equal opportunity employer/program. Auxiliary aids, services and other reasonable accommodations are available upon request to individuals with disabilities.
---	--

I. Project or Facility Information

NAME OF OWNER/AGENT/SCHOOL/STATE DEPT.	HAS A BUILDING PERMIT BEEN OBTAINED FOR THIS PROJECT? <input type="checkbox"/> Yes <input type="checkbox"/> No <input type="checkbox"/> Not required	
STREET ADDRESS AND JOB LOCATION (Street Number and Name)	NAME OF CITY, VILLAGE OR TOWNSHIP IN WHICH JOB IS LOCATED <input type="checkbox"/> City <input type="checkbox"/> Village <input type="checkbox"/> Township OF:	COUNTY

II. Applicant/Facility Contact Information

INDICATE WHO THE APPLICANT IS <input type="checkbox"/> Contractor <input type="checkbox"/> Homeowner	NAME OF HOMEOWNER/CONTRACTOR	STATE LICENSE NUMBER	EXPIRATION DATE
ADDRESS (Street Number and Name)		STATE REGISTRATION NUMBER	EXPIRATION DATE
CITY	STATE	ZIP CODE	
TELEPHONE NUMBER (Include Area Code)		FEDERAL EMPLOYER ID NUMBER (or reason for exemption)	
WORKERS COMPENSATION INSURANCE CARRIER (or reason for exemption)		UIA NUMBER (or reason for exemption)	

III. Type of Job

<input type="checkbox"/> Single Family	<input type="checkbox"/> New	<input type="checkbox"/> Service Only	<input type="checkbox"/> Premanufactured Home Setup (State Approved)	<input type="checkbox"/> State Owned
<input type="checkbox"/> Other	<input type="checkbox"/> Alteration	<input type="checkbox"/> Special Inspection	<input type="checkbox"/> Manufactured Home Setup (HUD Mobile Home)	<input type="checkbox"/> School

IV. Plan Review Information

Plans must be submitted with an Application for Plan Examination and the appropriate deposit before a permit can be issued, except as listed below.

Plans are not required for the following:

- When the electrical system rating does not exceed 400 amps and the building is not over 3,500 square feet in area.
- Work completed by a governmental subdivision or state agency costing less than \$15,000.00.

If work being performed is described above, check box below "Plans Not Required."

What is the rating of the service or feeder in ampere? _____

What is the building size in square footage? _____

Plans are required for all other building types and shall be prepared by or under the direct supervision of an architect or engineer licensed pursuant to 1980 PA 299 and shall bear that architect's or engineer's seal and signature.

BCC Plan Review Project No. _____ Plans Not Required

V. Applicant Signature

Section 23a of the state construction code act of 1972, 1972 PA 230, MCL 125.1523A, prohibits a person from conspiring to circumvent the licensing requirements of this state relating to persons who are to perform work on a residential building or a residential structure. Violators of section 23a are subjected to civil fines.

SIGNATURE OF CONTRACTOR OR HOMEOWNER (Homeowner signature indicates compliance with Section VI. Homeowner Affidavit)	DATE
--	------

VI. Homeowner Affidavit

I hereby certify the electrical work described on this permit application shall be installed **by myself in my own home** in which I am living or about to occupy. All work shall be installed in accordance with the Michigan Electrical Code and shall not be enclosed, covered up, or put into operation until it has been inspected and approved by the State Electrical Inspector. I will cooperate with the State Electrical Inspector and assume the responsibility to arrange for necessary inspections.

Complete Application on Back Side

VII. Fee Schedule - enter the number of items being installed, multiply by the unit price for total fee.

Item #17, Mobile Home Unit Site:

When installing a site service in a park, the permit application must include the application fee, service, the number of park sites and a final inspection. When setting a HUD mobile home in a park, a permit must include the application fee, service, feeder and a final inspection. These shall be done by a licensed electrical contractor. When setting a HUD mobile home or a premanufactured home on private property, a permit must include the application fee, service, feeder and a final inspection.

	Fee	# Items	Total
1. Application Fee (non-refundable)	\$75.00	1	\$75.00
Service			
2. Through 200 Amp.	\$10.00		
3. Over 200 Amp. thru 600 Amp.	\$15.00		
4. Over 600 Amp. thru 800 Amp.	\$20.00		
5. Over 800 Amp. thru 1200 Amp.	\$25.00		
6. Over 1200 Amp. (GFI only)	\$50.00		
7. Circuits	\$5.00		
8. Lighting Fixtures/Outlets - per 25	\$6.00		
9. Dishwasher	\$5.00		
10. Furnace - Unit Heater	\$5.00		
11. Electrical - Heating Units (baseboard)	\$4.00		
12. Power Outlets (ranges, dryers, etc.)	\$7.00		
Signs			
13. Unit	\$10.00		
14. Letter (each)	\$15.00		
15. Neon - each 25 feet	\$20.00		
16. Feeders-Bus Ducts, etc. - per 50'	\$6.00		
17. Mobile Home Park Site*	\$6.00		
18. Recreational Vehicle Park Site	\$4.00		

	Fee	# Items	Total
K.V.A., H. P., Wind Turbines, ***EVSE and ****PV Modules			
19. Units up to 20 K.V.A. or H.P./Per PV Module	\$6.00		
20. Units 21 to 50 K.V.A. or H.P./Per PV Module	\$10.00		
21. Units > 50 K.V.A. or H.P. /Per PV Module	\$12.00		
Fire Alarm Systems (not smoke detectors)			
22. Up to 10 devices	\$50.00		
23. 11 to 20 devices	\$100.00		
24. Over 20 devices	\$5.00 ea.		
Data / Telecommunication Outlets			
31. 1 - 19 devices	\$5.00 ea.		
32. 20 - 300 devices	\$100.00		
33. Over 300 devices	\$300.00		
Energy Management Temp. Control			
25. Energy Retrofit - Temp. Control	\$45.00		
34. Devices - Energy Management	\$5.00		
26. Conduit only or grounding only	\$45.00		
Inspections			
27. Special Insp. (pertaining to sale of building) (does not include an electrical service inspection)	\$75.00		
28. Additional Inspection	\$75.00		
29. Final Inspection	\$75.00	1	\$75.00
30. Certification Fee**	\$30.00		

* See VII. Fee Schedule Item #17 above
 ** Required for all school and state-owned construction projects
 *** EVSE - Electrical Vehicle Supply Equipment
 **** PV Modules - Photovoltaic
NOTE: Under special circumstances the bureau will assess an hourly fee for inspection services at a rate of \$75.00 per hour.

Total Fee (Must include the \$75 non-refundable application and \$75 final inspection fees.)

VIII. Instructions for Completing Application

Make checks payable to "State of Michigan"

General: Electrical work shall not be started until the application for permit has been filed with the Bureau of Construction Codes. All installations shall be in conformance with the Michigan Electrical Code. **No work shall be concealed until it has been inspected.** The telephone number for the inspector will be provided on the permit form. When ready for an inspection, call the inspector providing as much advance notice as possible. The inspector will need the **job location and permit number.**

Expiration of Permit: A permit remains valid as long as work is progressing and inspections are requested and conducted. A permit shall become invalid if the authorized work is not commenced within six months after issuance of the permit or if the authorized work is suspended or abandoned for a period of six months after the time of commencing the work. **A PERMIT WILL BE CLOSED WHEN NO INSPECTIONS ARE REQUESTED AND CONDUCTED WITHIN 180 DAYS OF THE DATE OF ISSUANCE OR THE DATE OF A PREVIOUS INSPECTION. CLOSED PERMITS CANNOT BE REFUNDED. THE CHARGE TO RE-OPEN A CLOSED PERMIT IS \$75.00.**

Where to Submit Application: The Bureau of Construction Codes is responsible for code enforcement in units of government throughout the state which have no local program and for all state owned buildings as well as public and charter school construction where a local delegation of authority does not exist. Permit applications for state issued permits should be sent to the address on the front of this application. If you are not sure whether a state permit or a local permit is appropriate, contact our office or your local building inspector. Questions regarding state issued permits may be directed to the Office of Management Services, Permit Section at 517-241-9313. Code questions may be directed to the Electrical Division at 517-241-9320.

VALIDATION AREA

Plumbing Permit Application
 Michigan Department of Licensing and Regulatory Affairs
 Bureau of Construction Codes
 P.O. Box 30255, Lansing, MI 48909
 517-241-9313
 www.michigan.gov/bcc

P 2013 P

Authority: 1972 PA 230 Completion: Mandatory to obtain permit Penalty: Permit can not be issued	LARA is an equal opportunity employer/program. Auxiliary aids, services and other reasonable accommodations are available upon request to individuals with disabilities.
---	--

I. Project or Facility Information

NAME OF OWNER/AGENT/SCHOOL/STATE DEPT.	HAS A BUILDING PERMIT BEEN OBTAINED FOR THIS PROJECT? <input type="checkbox"/> Yes <input type="checkbox"/> No <input type="checkbox"/> Not required
STREET ADDRESS AND JOB LOCATION (Street Number and Name)	NAME OF CITY, VILLAGE OR TOWNSHIP IN WHICH JOB IS LOCATED <input type="checkbox"/> City <input type="checkbox"/> Village <input type="checkbox"/> Township OF:
COUNTY	

II. Applicant/Facility Contact Information

INDICATE WHO THE APPLICANT IS <input type="checkbox"/> Contractor <input type="checkbox"/> Homeowner <input type="checkbox"/> Master <input type="checkbox"/> Water Treatment Installer	NAME OF APPLICANT	CONTRACTOR LICENSE NUMBER	EXPIRATION DATE
ADDRESS (Street Number and Name)	CITY	STATE	ZIP CODE
TELEPHONE NUMBER (Include Area Code)	FEDERAL EMPLOYER ID NUMBER (or reason for exemption)		
WORKERS COMPENSATION INSURANCE CARRIER (or reason for exemption)	UIA NUMBER (or reason for exemption)		
NAME OF MASTER PLUMBER	MASTER LICENSE NUMBER	EXPIRATION DATE	
BUSINESS / BRANCH ADDRESS	CITY	STATE	ZIP CODE

III. Type of Job

<input type="checkbox"/> Single Family	<input type="checkbox"/> New	<input type="checkbox"/> Sewer Only	<input type="checkbox"/> Water Service Only	<input type="checkbox"/> Premanufactured Home Setup (State Approved)	<input type="checkbox"/> State Owned
<input type="checkbox"/> Other	<input type="checkbox"/> Alteration	<input type="checkbox"/> Special Inspection	<input type="checkbox"/> Manufactured Home Setup (HUD Mobile Home)	<input type="checkbox"/> School	

IV. Plan Review Information

Plans must be submitted with an Application for Plan Examination and the appropriate deposit before a permit can be issued, except as listed below.

Plans are not required for the following:

- One and two-family dwelling containing not more than 3,500 square feet of building area.
- Alterations and repair work determined by the plumbing official to be of a minor nature.
- Buildings with a required plumbing fixture count less than 12.
- Work completed by a governmental subdivision or state agency costing less than \$15,000.00.

If work being performed is described above, check box below "Plans Not Required."

Plans are required for all other building types and shall be prepared by or under the direct supervision of an architect or engineer licensed pursuant to 1980 PA 299 and shall bear that architect's or engineer's seal and signature.

BCC Plan Review Project No. _____ Plans Not Required

V. Applicant Signature

Section 23a of the state construction code act of 1972, 1972 PA 230, MCL 125.1523A, prohibits a person from conspiring to circumvent the licensing requirements of this state relating to persons who are to perform work on a residential building or a residential structure. Violators of Section 23a are subjected to civil fines.

SIGNATURE OF PLUMBING CONTRACTOR, MASTER PLUMBER, WATER TREATMENT INSTALLER OR HOMEOWNER (Homeowner's signature indicates compliance with Section VI. Homeowner Affidavit)	DATE
--	------

VI. Homeowner Affidavit

I hereby certify the plumbing work described on this permit application shall be installed by myself in my own home in which I am living or about to occupy. All work shall be installed in accordance with the Michigan Plumbing Code and shall not be enclosed, covered up, or put into operation until it has been inspected and approved by the State Plumbing Inspector. I will cooperate with the State Plumbing Inspector and assume the responsibility to arrange for necessary inspections.

Complete Application on Back Side

Item #2, Mobile Home Unit Site: WHEN item is used for sewer excavations in a new park, the permit application should include the application fee, the number of unit sites and a final inspection. WHEN setting a mobile home in a park, or a mobile or modular home on private property, a permit should include the application fee, a sewer or building drain, a water service or water distribution pipe and a final inspection.

Item #3, Fixtures, Floor Drains, Special Drains and Water Connected Appliances Include:

Water Closets	Sink (any description)	Slop Sink	Drinking Fountain	Floor Drain	Water Outlet or Connection to any Make-up Water Tank
Bathtub	Emergency Eye Wash	Bidet	Condensate Drain	Roof Drain	Water Outlet or Connection to Heating System
Lavatories	Emergency Shower	Cuspidor	Washing Machine	Grease Trap	Water Outlet or Connection to Filters
Shower Stall	Garbage Grinder	Dishwasher	Acid Waste Drain	Starch Trap	Connection to Sprinkler System (Irrigation)
Laundry Tray	Water Outlet Cooler	Refrigerator	Embaling Table	Plaster Trap	Water Connected Sterilizer
Urinal	Ice Making Machine		Bed Pan Washer	Water Softener	Water Connected Dental Chair
Autopsy	Water Connected Still		Oil Separator	Sand Trap	Water Connection to Carbonated Beverage Dispensers

Plus Any Other Fixture, Drain or Water Connected Appliance Not Specifically Listed

Item #25, Domestic Water Treatment and Filtering Equipment: A license is not required for the installation of domestic water treatment and filtering equipment that requires modification to an existing cold water distribution supply and associated water piping in buildings if a permit is secured, required inspections performed and the installation complies with the applicable code. If the enforcing agency determines a violation exists, it shall be corrected by the responsible installer. The permit application shall include the application fee, the number of water treatment devices recorded in item #25 and the appropriate water distribution pipe (system) size fee.

	Fee	# Items	Total		Fee	# Items	Total
1. Application Fee (non-refundable)	\$75.00	1	\$75.00	Water Distributing Pipe (system)			
2. Mobile Home Park Site*	\$5.00 each			14. 3/4" Water Distribution Pipe	\$5.00		
3. Fixtures, floor drains, special drains, water connected appliances	\$5.00 each			15. 1" Water Distribution Pipe	\$10.00		
4. Stacks (soil, waste, vent and conductor)	\$3.00 each			16. 1-1/4" Water Distribution Pipe	\$15.00		
5. Sewage ejectors, sumps	\$5.00 each			17. 1-1/2" Water Distribution Pipe	\$20.00		
6. Sub-soil drains	\$5.00 each			18. 2" Water Distribution Pipe	\$25.00		
Water Service				19. Over 2" Water Distribution Pipe	\$30.00		
7. Less than 2"	\$5.00			20. Reduced pressure zone back-flow preventer	\$5.00 each		
8. 2" to 6"	\$25.00			25. Domestic water treatment and filtering equipment only**	\$5.00 each		
9. Over 6"	\$50.00			26. Medical Gas System	\$45.00		
10. Connection (bldg. drain-bldg. sewers)	\$5.00			27. Water Heater	\$5.00		
Sewers (sanitary, storm or combined)				Inspections			
11. Less than 6"	\$5.00			21. Special Insp. (pertaining to sale of building)	\$75.00		
12. 6" and Over	\$25.00			22. Additional Inspection	\$75.00		
13. Manholes, Catch Basins	\$5.00 each			23. Final Inspection	\$75.00	1	\$75.00
				24. Certification Fee	\$30.00		

Total Fee (Must include the \$75.00 non-refundable application and \$75.00 final inspection fees)

*See VII. Fee Schedule Item #2, #3 and #25 above

Note: Under special circumstances the bureau will assess an hourly fee for inspection services at a rate of \$75.00 per hour.

Make checks payable to "State of Michigan"

VIII. Instructions for Completing Application

General: Plumbing work shall not be started until the application for permit has been filed with the Bureau of Construction Codes. All installations shall be in conformance with the Michigan Plumbing Code. **No work shall be concealed until it has been inspected.** The telephone number for the inspector will be provided on the permit form. When ready for an inspection, call the inspector providing as much advance notice as possible. The inspector will need the job location and permit number.

Expiration of Permit: A permit remains valid as long as work is progressing and inspections are requested and conducted. A permit shall become invalid if the authorized work is not commenced within 180 days after issuance of the permit or if the authorized work is suspended or abandoned for a period of 180 days after the time of commencing the work. **A PERMIT WILL BE CLOSED WHEN NO INSPECTIONS ARE REQUESTED AND CONDUCTED WITHIN 180 DAYS OF THE DATE OF ISSUANCE OR THE DATE OF A PREVIOUS INSPECTION. CLOSED PERMITS CANNOT BE REFUNDED. THE CHARGE TO RE-OPEN A CLOSED PERMIT IS \$75.00.**

Where to Submit Application: The Bureau of Construction Codes is responsible for code enforcement in units of government throughout the state which have no local program and for all state owned buildings as well as public and charter school construction where a local delegation of authority does not exist. Permit applications for state issued permits should be sent to the address on the front of this application. If you are not sure whether a state permit or a local permit is appropriate, contact our office or your local building inspector. Questions regarding state issued permits may be directed to the Office of Management Services, Permit Section at 517-241-9313. Code questions may be directed to the Plumbing Division at 517-241-9330.

VALIDATION AREA

Mechanical Permit Application
Michigan Department of Licensing and Regulatory Affairs
Bureau of Construction Codes
P.O. Box 30255, Lansing, MI 48909
517-241-9313
www.michigan.gov/bcc

Authority: 1972 PA 230 Completion: Mandatory to obtain permit Penalty: Permit cannot be issued	LARA is an equal opportunity employer/program. Auxiliary aids, services and other reasonable accommodations are available upon request to individuals with disabilities.
--	--

I. Project or Facility Information

NAME OF OWNER/AGENT/SCHOOL/STATE DEPT.		HAS A BUILDING PERMIT BEEN OBTAINED FOR THIS PROJECT?	
		<input type="checkbox"/> Yes <input type="checkbox"/> No <input type="checkbox"/> Not required	
STREET ADDRESS AND JOB LOCATION (Street Number and Name)		NAME OF CITY, VILLAGE OR TOWNSHIP IN WHICH JOB IS LOCATED	
		<input type="checkbox"/> City <input type="checkbox"/> Village <input type="checkbox"/> Township OF:	
COUNTY			

II. Applicant/Facility Contact Information

INDICATE APPLICANT	NAME OF HOMEOWNER/CONTRACTOR	COMPANY NAME	LICENSE NUMBER	EXPIRATION DATE
<input type="checkbox"/> Contractor <input type="checkbox"/> Homeowner				
ADDRESS (Street Number and Name)		CITY	STATE	ZIP CODE
TELEPHONE NUMBER (Include Area Code)		FEDERAL EMPLOYER ID NUMBER (or reason for exemption)		
WORKERS COMPENSATION INSURANCE CARRIER (or reason for exemption)		UIA NUMBER (or reason for exemption)		

III. Type of Job

<input type="checkbox"/> Single Family	<input type="checkbox"/> New	<input type="checkbox"/> Special Inspection	<input type="checkbox"/> State Owned
<input type="checkbox"/> Other	<input type="checkbox"/> Alteration	<input type="checkbox"/> Premanufactured Home Setup (State Approved)	<input type="checkbox"/> School
<input type="checkbox"/> Manufactured Home Setup (HUD Mobile Home)			

IV. Plan Review Information

Plans must be submitted with an Application for Plan Examination and the appropriate deposit before a permit can be issued, except as listed below.

Plans are not required for the following:

- One-and two-family dwellings when the total building heating/cooling system input rating is 375,000 Btu's or less.
- Alterations and repair work determined by the mechanical official to be of a minor nature.
- Business, mercantile, and storage buildings having HVAC equipment only, with one fire area and not more than 3,500 square feet.
- Work completed by a governmental subdivision or state agency costing less than \$15,000.00.

If work being performed is described above, check box below "Plans Not Required."

What is the building size in square footage? _____

What is the input rating of the heating system in this building? _____

Plans are required for all other building types and shall be prepared by or under the direct supervision of an architect or engineer licensed pursuant to 1980 PA 299 and shall bear that architect's or engineer's seal and signature.

BCC Plan Review Project No. _____ Plans Not Required

V. Applicant Signature

Section 23a of the state construction code act of 1972, 1972 PA 230, MCL 125.1523A, prohibits a person from conspiring to circumvent the licensing requirements of this state relating to persons who are to perform work on a residential building or a residential structure. Violators of section 23a are subjected to civil fines.

SIGNATURE OF CONTRACTOR OR HOMEOWNER (Homeowner's signature indicates compliance with Section VI. Homeowner Affidavit)	DATE

VI. Homeowner Affidavit

I hereby certify the mechanical work described on this permit application shall be installed by myself in my own home in which I am living or about to occupy. All work shall be installed in accordance with the Michigan Mechanical Code and shall not be enclosed, covered up, or put into operation until it has been inspected and approved by the State Mechanical Inspector. I will cooperate with the State Mechanical Inspector and assume the responsibility to arrange for necessary inspections.

Complete Application on Back Side

VII. Fee Schedule

Item #2, Residential Heating System: This item is used for the installation of a heating system in a new residential structure. Items #10 Gas Piping and #18 Duct need not be added. Replacement systems should be itemized.

	Fee	# of Items	Total		Fee	# of Items	Total
1. Application Fee (non-refundable)	\$75.00	1	\$75.00	43. Exhausters (commercial)	\$15.00		
2. Residential Heating System (includes duct & pipe) New Building Only*	\$50.00			18. Duct - minimim fee \$25.00	\$.10 /ft		
3. Gas/Oil Burning Equipment (furnance, roof top units, generators)	\$30.00			19. Heat Pumps; Commercial (pipe not included)	\$20.00		
4. Boiler	\$30.00			Air Handlers/Heat Wheels			
5. Water Heater (gas piping & venting-direct replacement only)	\$5.00			20. Under 10,000 CFM	\$20.00		
6. Damper (control, back-draft, barometric or fire/smoke)	\$5.00			21. Over 10,000 CFM	\$60.00		
7. Solid Fuel Equipment (includes chimney)	\$30.00			22. Commercial Hoods	\$15.00		
8. Chimney, factory built (installed separately), B Vent, PVC Venting	\$25.00			23. Heat Recovery Units	\$10.00		
37. Gas Burning Fireplace	\$30.00			24. V.A.V. Boxes (all variable volume or zone damper equipment)	\$10.00		
9. Solar; set of 3 panels-fluid transfer (includes piping)	\$20.00			25. Unit Ventilators/PTAC Units	\$10.00		
10. Gas Piping; each opening-new install (residential)	\$5.00			26. Unit Heaters (terminal units)	\$15.00		
11. Air Conditioning (incl. split systems) RTU-Cooling Only	\$30.00			27. Fire Suppression/Protection (includes piping)-minimum fee \$20.00	\$.75 / head		
12. Heat Pumps (split systems) or Geothermal (complete residential)	\$30.00			28. Coils (Heat/Cool)	\$30.00		
13. Dryer, Bath & Kitchen Exhaust (residential ducting not included)	\$5.00			29. Refrigeration (split system)	\$30.00		
16. Humidifiers/Air Cleaners	\$10.00			Chiller/Cooling Towers			
Tanks				30. Chiller-Refrigeration	\$30.00		
14. Aboveground (other than L.P.)	\$20.00			44. Chiller-Air Conditioning	\$30.00		
38. Aboveground Connection	\$20.00			31. Cooling Towers-Refrigeration	\$30.00		
15. Underground (other than L.P.)	\$25.00			45. Cooling Towers-Air Conditioning	\$30.00		
39. Underground Connection	\$25.00			32. Compressor/Condenser	\$30.00		
Piping (ALL piping-minimum fee \$25.00)				Inspections			
17. Fuel Gas Piping	\$.05 /ft			33. Special Insp. (pertaining to sale of bldg.)	\$75.00		
40. Process Piping	\$.05 /ft			34. Additional Inspection	\$75.00		
41. Hydronic Piping	\$.05 /ft			35. Final Inspection	\$75.00	1	\$75.00
42. Refrigeration Piping	\$.05 /ft			36. Certification Fee	\$30.00		
46. Commercial Air Conditioning Piping	\$.05 /ft						

*See VII. Fee Schedule Item #2 above

NOTE: Under special circumstances the bureau will assess an hourly fee for inspection services at a rate of \$75.00 per hour.

Total Fee (Must include the \$75 non-refundable application and \$75 final inspection fees)

Make checks payable to "State of Michigan"

VIII. Instructions for Completing Application

General: Mechanical work shall not be started until the application for permit has been filed with the Bureau of Construction Codes. All installations shall be in conformance with the Michigan Mechanical Code. No work shall be concealed until it has been inspected. The telephone number for the inspector will be provided on the permit form. When ready for an inspection, call the inspector providing as much advance notice as possible. The inspector will need the job location and permit number.

Expiration of Permit: A permit remains valid as long as work is progressing and inspections are requested and conducted. A permit shall become invalid if the authorized work is not commenced within 180 days after issuance of the permit or if the authorized work is suspended or abandoned for a period of 180 days after the time of commencing the work. **A PERMIT WILL BE CLOSED WHEN NO INSPECTIONS ARE REQUESTED AND CONDUCTED WITHIN 180 DAYS OF THE DATE OF ISSUANCE OR THE DATE OF A PREVIOUS INSPECTION. CLOSED PERMITS CANNOT BE REFUNDED. THE CHARGE TO RE-OPEN A CLOSED PERMIT IS \$75.00.**

Where to Submit Application: The Bureau of Construction Codes is responsible for code enforcement in units of government throughout the state which have no local program and for all state owned buildings as well as public and charter school construction where a local delegation of authority does not exist. Permit applications for state issued permits should be sent to the address on the front of this application. If you are not sure whether a state permit or a local permit is appropriate, contact our office or your local building inspector. Questions regarding state issued permits may be directed to the Office of Management Services, Permit Section at 517-241-9313. Code questions may be directed to the Mechanical Division at 517-241-9325.

Validation Area

**IT IS THE RESPONSIBILITY OF THE
APPLICANT TO RESEARCH
WHETHER DEED RESTRICTIONS OR
ASSOCIATION RULES APPLY.**

Construction Maintenance Ordinance Number 209

Section I - Title

This Ordinance shall be known and may be cited as the Village of Goodrich Construction Maintenance Ordinance.

Section II - Intent

The purpose of this ordinance is to prohibit the depositing and accumulation of litter; to provide regulations for the proper handling and prompt removal of litter, garbage, debris, waste material, dust, sand mud and dirt from construction sites, buildings under construction, and areas, streets, roads, and highways abutting or adjacent thereto; to preserve the public health, safety and welfare; to properly handle and promptly remove such matter which has severe adverse effects on the community by tending to create a nuisance, creating hazardous conditions which may result in injury to persons or property attracting vermin, causing annoyance to residents and other persons who work in or pass through the village, and detracting from aesthetics of the neighborhoods; and to provide regulations for the use of portable toilets on construction sites.

Section III Refuse Bins

1. Refuse bins.

- (a) Use. No person shall place or allow refuse to accumulate outside of a refuse bin.
- (b) Lids. All refuse bins shall be fitted with lids which shall be kept completely closed at all times, except for times of filling and collection, to prevent the contents of a refuse bin from being dispersed by winds or otherwise.
- (c) Screening.
 - (1) All refuse bins located in the village must be enclosed or screened from public view. Such screening shall consist of a wall or fence not less than one(1) foot higher than the height of the refuse bins placed therein, which completely conceals its contents from public view, but in no instance shall such screening be less than five (5) feet in height on three (3) sides. Posts or bumpers shall be provided within the enclosure to protect it from damage from the refuse bin. The inside dimensions of the enclosure shall be such as will permit adequate access for refuse collection vehicles as well as completely enclose refuse bins within the three (3) sides so that no refuse bin projects outside of the open side.
 - (2) Screening materials shall consist of any of the following:
 - a. Masonry

- b. Wood, provided the wood is cedar, redwood, marine grade exterior plywood, or equivalent of at least five-eighths inch (1.5875 centimeters) thickness or other types of wood which have been pressured treated with preservatives. If cedar, redwood, or plywood are used in the screening, it shall be protected from possible rot or decay by the application of a preservative. Wood that has been pressured treated need not be further protected from possible rot or decay;
 - c. Evergreen shrubbery consisting of permanent, living plant materials which shall be continuously maintained in a sound, healthy and vigorous growing condition, free of plant diseases and insect pests, and free of weeds, refuse and debris. The shrubbery shall be planted and maintained so as to create a continuous barrier.
- (3) This article is not intended to require the enclosure of any refuse bin used on a temporary basis during the construction of any building, provided that the refuse bin is removed from the premises or is moved to be approved, enclosed location on the site prior to the issuance of a final certificate of occupancy for the building under construction. This article is not intended to require the enclosure of any refuse bin unless that refuse bin is otherwise visible from a public place, or an area to the general public.
- (d) Prohibited bins. No person shall place or maintain any refuse bin within the village which is banned as a hazardous product pursuant to Part 1301, Sub Chapter B, Chapter II, Title 16 of the Consumer Product Safety Commission Rules under Section 8 and 9 of the Consumer Product Safety Act 15 U.S.C. 2057 and 2058.
 - (e) Requirements of owner. No person shall place or maintain any refuse bin within the village until:
 - (1) The owner thereof or the person placing or maintaining such refuse bin in the village shall file with the village a sworn affidavit or such other evidence verifying that such refuse bin is not a prohibited refuse bin;
 - (2) The owner thereof or the person placing or maintaining such refuse bin in the village shall permanently place on a conspicuous area of such refuse bin such person's name, address, and telephone number.
 - (f) Enforcement. The department of building and safety is hereby charged with the enforcement of this section.

2. Refuse collection/removal.

- (a) Time. No refuse, weather properly stored or not, shall be kept on a premises for more than one (1) week. It shall be the responsibility of both the owner and the person in control of the premises to properly dispose of all refuse on at least a weekly basis.
- (b) Enforcement. Upon receiving a complaint or having reason to believe that refuse is not being disposed of in accordance with section a, an ordinance enforcement officer may request from the owner and/or the person in control of the premises, evidence that said

person is employing a refuse collection service which collects refuse on at least a weekly basis, or show a receipt evidencing the power in control of the premises to produce such evidence within one (1) week of receiving a notice of violation, shall constitute in evidence a presumption that the refuse is not being disposed of in accordance with subsection a. The notice of violation shall contain a contact number whereupon a person may obtain a list of licensed refuse collection companies.

- (c) Material shall not be dropped by gravity or thrown outside the exterior walls of a building during demolition or erection. Wood or metal chutes shall be provided for the removal of such materials. Where the removal of any material will cause an excessive amount of dust, such material shall be wet down to prevent the creation of a nuisance.

Section IV Litter

1. Legislative intent.

In the development and enhancement of this article it is recognized that proper handling and prompt removal of litter, garbage, debris, waste material, dust, sand, mud and dirt from construction sites, buildings under construction, and areas, streets, roads, and highways abutting or adjacent thereto, is essential to the preservation of the public health, safety and welfare. The failure to properly handle and promptly remove such matter has severe adverse effects on the community by tending to create a nuisance, creating hazardous conditions which may result in injury to persons or property attracting vermin, causing annoyance to residents and other persons who work in or pass through the village, and detracting from aesthetics of the neighborhoods. The purpose of this article is to provide regulations for the prevention of such effects and to provide penalties for the violation of this article, the needs of the community may require expeditious removal of the objectionable matter by the village itself. To this end, a procedure is hereby established by which the village, after due notice is given to the primary contractor or owner of a construction site or building under construction, may remove the objectionable matter and charge the cost of the removal to the owner or party in interest in whose name the subject appeared upon the last tax assessment records.

2. Definitions.

The following words, terms and phrases, when used in this article, shall have the meanings ascribed to them in this section, except where the context clearly indicates a different meaning;

Construction material means any material used for the purpose of the erection, alteration, repair, reconstruction, conversion, demolition, moving, or equipping of any building or structure, or the excavation, filling, grading or regulation of a lot in connection therewith.

Construction site means a lot on which the erection, alteration, repair, reconstruction, conversion, demolition, moving, or equipping of any building or structure, or the excavating, filling, grading or regulation of a lot in connection therewith, is taking place, has taken place, or will take place.

Debris means any accumulation of broken or detached matter, including but not limited to pieces of stone, brick, cement, plaster, lumber, pipe, wallboard, and shingles.

Garbage means putrescible animal and vegetable matter.

Litter means garbage and debris and all other matter which is thrown, dumped, placed, left or deposited as prohibited in this article, which may tend to create a danger to the public health, safety and welfare.

Owner means the person or party whose name appears upon the last tax assessment records of the village.

Primary contractor means the person that has obtained the building permit for building on the construction site or the person that is in control of construction on the construction site.

Street or Highway means (1) the entire width between boundary lines of any way publicly maintained when any part thereof is open to the use of the public for purpose of vehicle travel; (2) the entire width between boundary lines of any way dedicated for public use within a recorded plat irrespective of weather street improvements within the plat have been accepted by the Village of Goodrich; (3) the entire width of any public or private street contained within a site condominium. Waste material means any putrescible, and nonputrescible solid waste, except body waste, including but not limited to garbage, debris, uprooted vegetation and herbage, tree limbs and stumps and any other matter which if thrown, dumped, placed, left or deposited as prohibited in this article, may tend to create a danger to the public health, safety and welfare.

3. Requirements of person in charge of building site.

- (a) Each contractor who owns, controls or is in possession of a construction site or building under construction shall:
 - (1) Provide a receptacle at each construction site and building under construction which shall be of sufficient size and dimension to adequately contain such litter, garbage, debris and waste material as may be found at the construction site or building under construction;
 - (2) Place all litter, garbage, debris and waste material from the construction site within the receptacle;
 - (3) Place all construction materials within the confines of the lot lines of a construction site or building under construction;
 - (4) Sweep the streets, roads or highways adjacent to the abutting the construction site, or building under construction at least once per week, or more frequently if litter shall be dumped, deposited, placed or thrown on the streets, roads or highways;
 - (5) Maintain the construction site, building under construction, and adjacent area free of litter, garbage, debris and waste material;
 - (6) Maintain the street, road or highway adjacent to or abutting such construction

site or building under construction free of dust, sand, mud, dirt, litter, garbage, debris or waste material from the construction site or building under construction.

- (b) The failure of a person to comply with the requirements of this section shall constitute a violation of this article. The commission of any of the following acts shall constitute a violation of this article:
- (1) The dumping, depositing, placing, throwing, leaving or burying or causing or permitting the dumping, depositing, placing, throwing, leaving or burying of litter, garbage, debris or waste material at any construction site or building under construction;
 - (2) The transferring of litter, garbage, debris, or waste material from one(1) construction site or building under construction to another;
 - (3) The dumping, depositing, placing, throwing, leaving, or causing or permitting the dumping, depositing, placing, throwing or leaving of dust, sand, mud, dirt, litter, garbage, debris or waste material on any street, road, highway or right-of-way.
 - (4) The placing of construction materials on any street, road, highway or right-of-way.
 - (5) Refuse, construction materials and equipment shall not be placed or sorted so as to obstruct access to fire hydrants, standpipes, fire or police alarm boxes, utility boxes, catch basins or manholes, nor shall it be placed so as to obstruct normal observations of traffic or to hinder the use of public transit loading platforms.
 - (6) All refuse materials shall be removed in a manner which prevents injury or damage to persons, adjoining properties and public rights-of-way.

4. Clean-up of mud, dirt and debris on streets.

Whenever work or construction in the village causes the deposit of mud, dirt, debris or any other material on a street, highway, pathway, or alley, the developer, builder, contractor and permit holder, as well as the owner of the premises where the work or construction is taking place, shall be responsible for clean-up and compliance with this section. Any mud dirt, debris or any other material deposited on a street, highway, pathway or alley shall be removed by the end of the workday. However, upon notification from the village to the permit holder that a dangerous condition exists due to the accumulation of mud, dirt, debris or any other material on a street, highway, pathway or alley, the person(s) responsible above, shall immediately clean the street, highway, pathway or alley within two (2) hours.

5. Responsible for cost of clean-up.

- (a) One person responsible. If it becomes necessary for the village to clean an accumulation of mud, dirt, etc., from a street, highway, pathway or alley on account of the failure of the person responsible under section 4 to do so, the village may perform necessary street clean-up and the person responsible shall pay to the village the cost of

clean-up with a certified check or cash deposit and the person responsible shall pay to the village the cost of the clean-up.

- (1) Use of permit cash deposits. The village may use that cash deposit filed with the village in order to obtain reimbursement for the cost of clean-up.
 - (2) Immediate replenishment of cash deposit. In the event it becomes necessary for the village, pursuant to this subsection, to use a cash deposit on file with the village, the permit holder shall be required to immediately replenish and replace the cash deposit.
- (b) Multiple persons responsible. If an accumulation of mud, dirt, etc., appears to be the responsibility of more than one person or is related to building or construction activities on more than one site, the cost of clean-up by the village shall be prorated and charged against the cash deposits of all the persons determined by the superintendent of the department of public works to be responsible.
- (c) [Lien.] In those cases where deposited funds are insufficient to cover the cost of clean-up performed by the village, or payment has not been received, such costs shall be a lien against the real property and shall be reported by the building official to the assessing officer of the village who shall assess the cost against the property. The owner or party in interest in whose name the property appeared upon the last tax assessment records shall be notified of the amount of such cost by first-class mail at the address shown on the records. If he fails to pay the same within thirty(30) days after mailing by the assessor of the notice of the amount thereof, the assessor shall add the same to the next tax roll of the village and the same shall be collected in the same manner in all respects as provided by law for the collection of taxes.

6. Enforcement.

In addition to the village's use of certified checks and cash deposits, pursuant to section 5, above, the building official upon determining there has been a failure to comply with the requirements of section 3 and 4; may order the stoppage of work, the withholding of inspections, and/or the staying or revocation of the building permit issued for the work site until compliances is obtained.

Section V Portable Toilets

1. Definitions.

Portable toilet means a receptacle for human waste temporarily in a location for human use.

2. Prohibited.

It is unlawful within the village to keep, maintain or permit to remain on any land zoned residential, commercial or industrial a portable toilet.

3. Exceptions.

The prohibited use of a portable toilet shall not apply to those portable toilets allowed and required on construction sites, pursuant to R. 408.40129 of the Michigan Administrative Code, or to those utilized at a public park or school facility. No permit is required.

4. Toilets at construction sites.

- (a) Toilets at construction sites shall be provided for employees as follows:
 - (1) 1 to 20 employees- 1 toilet
 - (2) 21 to 40 employees - 2 toilets
 - (3) 41 or more employees- 1 additional toilet for each additional 40 or less employees.
- (b) A job site that is not provided with a sanitary sewer shall be provided with 1 of the following toilet facilities, unless prohibited by local codes:
 - (1) A privy; if use of the privy will not contaminate groundwater or surface water
 - (2) A chemical toilet
 - (3) A recirculating toilet
 - (4) A combustion toilet
- (c) The requirements of this rule for sanitation facilities shall not apply to a mobile crew (i.e. essential public utilities crew) that has transportation readily available to nearby toilet facilities.
- (d) To assure sanitation, a toilet shall be serviced and maintained on a regular basis.
- (e) A toilet shall be supplied with toilet paper.

Repealer

All Ordinances or parts of Ordinances in conflict herewith are repealed.

Severability

Should any section, subsection, paragraph, sentence, clause, or word of this Ordinance be held invalid for any reason, such decisions shall not affect the validity of the remaining portions of the Ordinance.


Savings


This ordinance shall not affect violations of any other ordinance existing prior to the effective date of this Ordinance and such violation shall be governed and shall continue to be separately punishable to the full extent of the law under the provision of such ordinance at the time the violation was committed.

Effective Date

This ordinance shall be effective eleven (11) days after adoption by the Village Council and after publication as required by law.

Adopted: June 12, 2000
Published: June 18, 2000
Effective: June 23, 2000


Keith Walworth, Village President


Gloria Jean Bradley, Village Clerk

CLERK'S CERTIFICATION

I, Gloria Jean Bradley, the duly appointed, qualified, and acting Clerk of the Village of Goodrich, do certify that the above Ordinance 109 was adopted by the Village Council of the Village of Goodrich, Genesee County, Michigan, at a regular meeting held on the 12th day of June, 2000 by a majority of the members of the Council present and voting.


Gloria Jean Bradley, Village Clerk